



# CHHATNA CHANDIDAS MAHAVIDYALAYA.

ESTD- 2007

(AFFILIATED TO BANKURA UNIVERSITY)

P.O.-CHHATNA • DIST.-BANKURA • W.B. • PIN- 722 132

www.ccmv.in; e-mail: ccmvoffice@gmail.com; Ph. No.- 9434521209

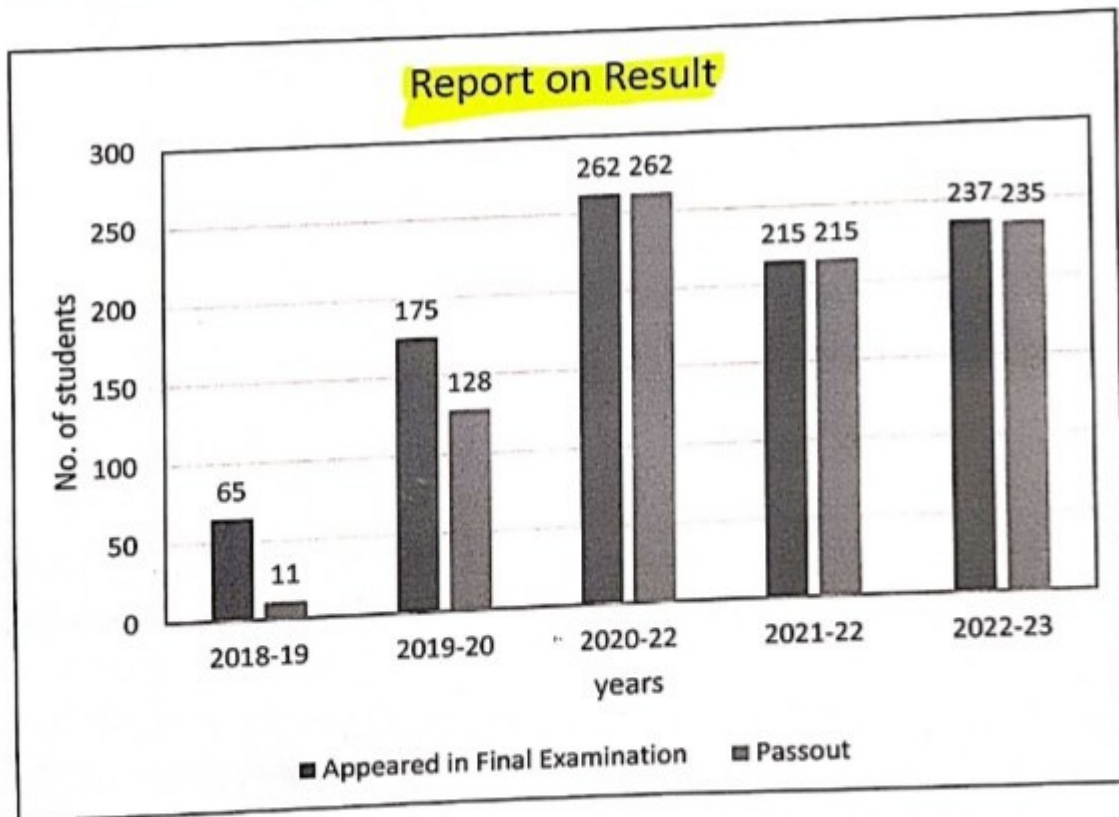
Office : 03242-201125; 9475585518; 7001138398; 9614380901; 9933611788

No :

Date .....

## REPORT ON THE RESULT OF FINAL EXAMINATION 2018-19 TPO 2022-23 (FINAL SEMESTER University Level Examination)

years	Appeared In Final Examination Current Year Student	Pass-out Current Students	% of Pass out Current Student
2018-19	65	11	16.92
2019-20	175	128	73.14
2020-22	252 (SNC / repeat 10 student Total 262, all pass out)	252	100
2021-22	215 (SNC / repeat 39 student Total 254 all pass out)	215	100
2022-23	237	235	99.15
Total	954	851	89.20



P. Kumbhakar  
31.05.24

**IQAC Co-ordinator**  
Chhatna Chandidas Mahavidyalaya



m. Sinha  
31/5/24

**Dr. Malavika Sinha**  
Principal  
Chhatna Chandidas Mahavidyalaya  
Chhatna, Bankura



# CHHATNA CHANDIDAS MAHAVIDYALAYA.

ESTD- 2007

(AFFILIATED TO BANKURA UNIVERSITY)

P.O.-CHHATNA • DIST.-BANKURA • W.B. • PIN- 722 132

www.ccmv.in; e-mail: ccmvoffice@gmail.com; Ph. No.- 9434521209

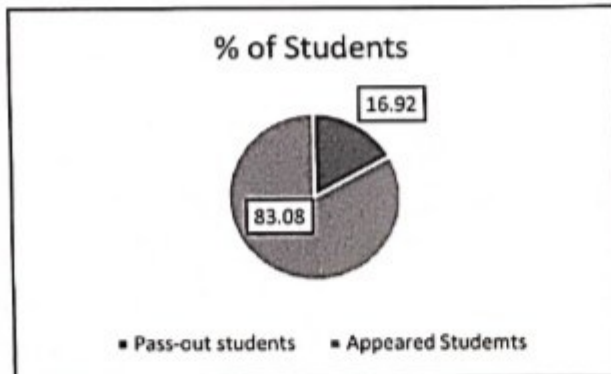
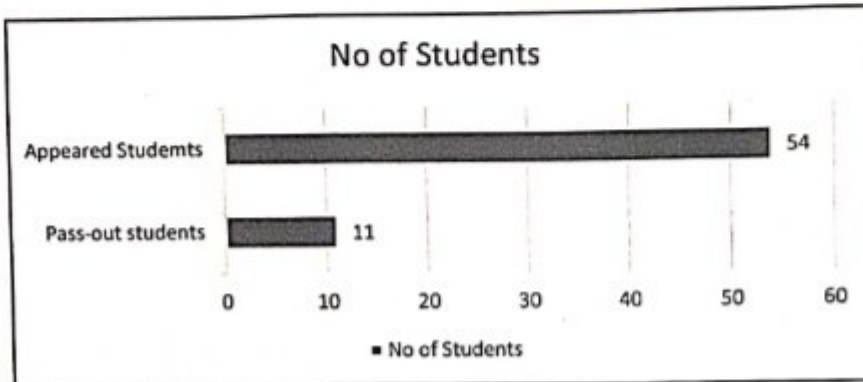
Office : 03242-201125; 9475585518; 7001138398; 9614380901; 9933611788

No :

Date .....

## REPORT ON RESULT (Final Examination) University Level

2018-2019



### Final Semester Result 2018-19

	No of Students
Pass-out students	11 (16.92%)
Appearer Students	54(83.08%)

P. Kundhakar  
31.05.24  
IQAC Co-ordinator  
Chhatna Chandidas Mahavidyalaya



Dr. Malavika Sinha  
Principal  
Chhatna Chandidas Mahavidyalaya  
Chhatna, Bankura

# REPORT ON RESULT

**2019 - 2020 (Final Semester)**

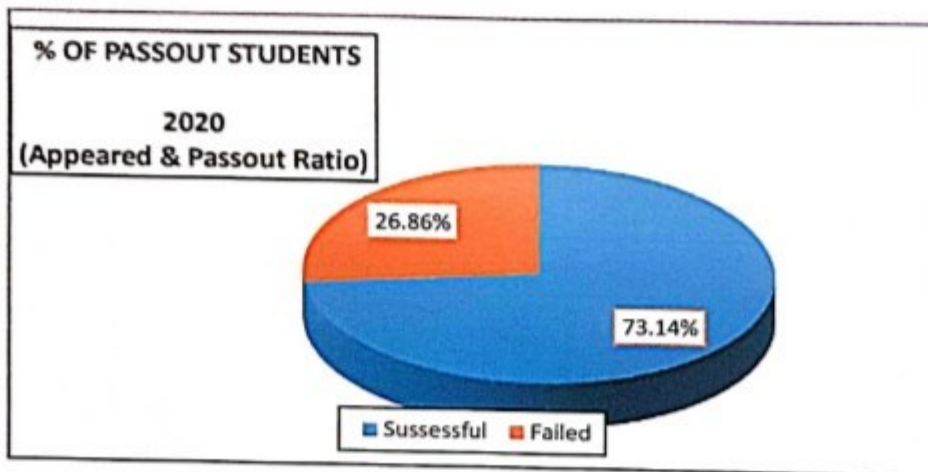


Figure No. 1

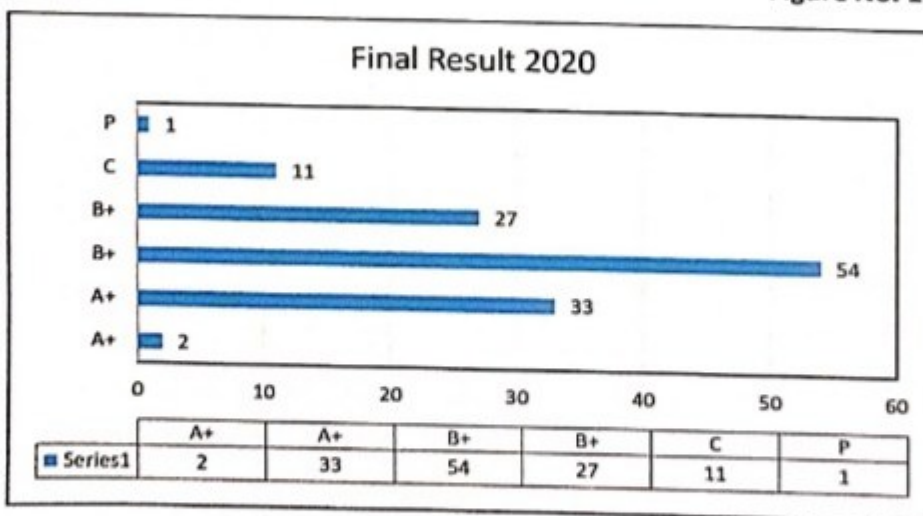


Figure No.2

*P. Kumbhakar*

**IQAC Co-ordinator**  
Chhatna Chandidas Mahavidyalaya



*Malavika Sinha*  
Dr. Malavika Sinha  
Principal  
Chhatna Chandidas Mahavidyalaya  
Chhatna, Bankura

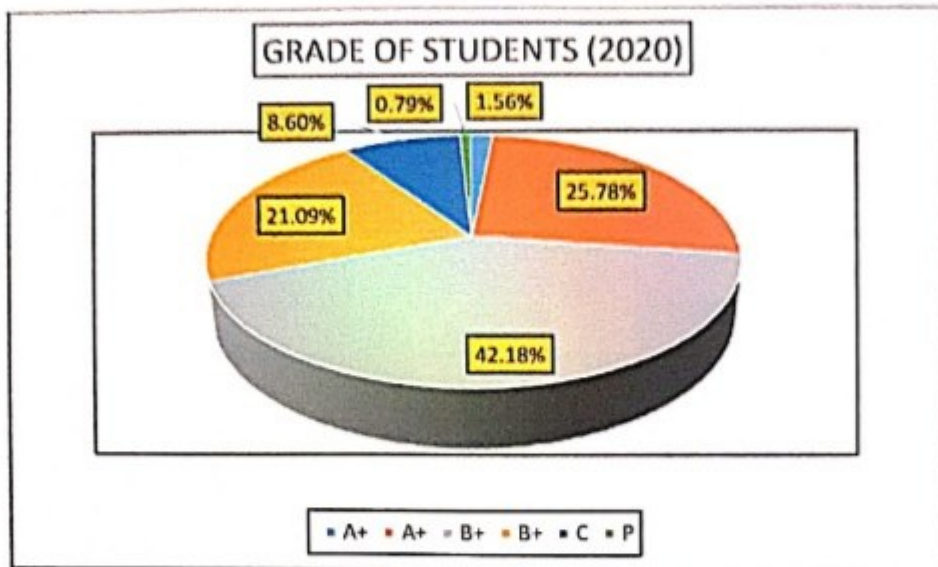


Figure No. 3

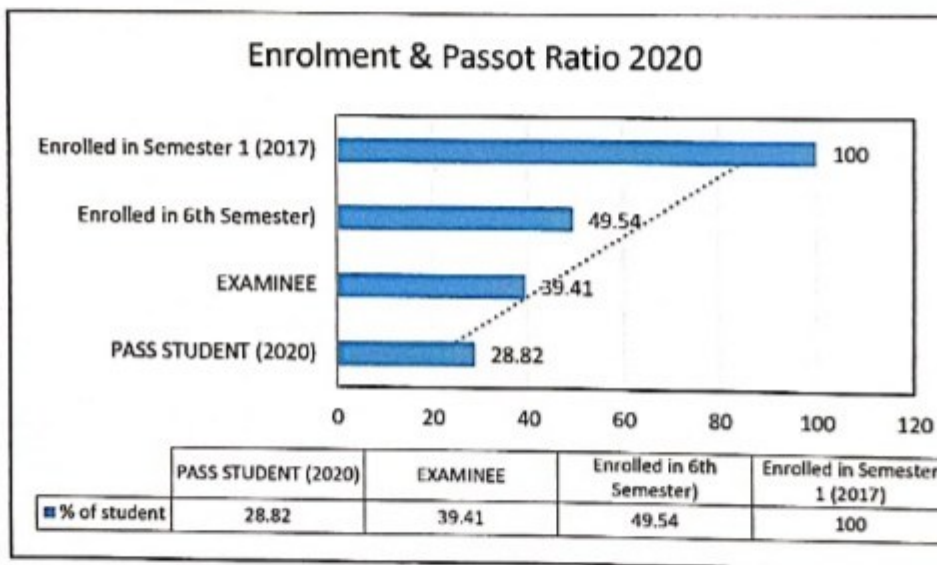


Figure No.4

#### Student Appeared & Pass out in Final Examination 2020

types	No. of Students	% of Students
PASS STUDENT (2020)	128	73.14
EXAMINEE (appeared in final examination 2020)	175	26.86 (failed)

*P. Kumbhakar*

**IQAC Co-ordinator**  
Chhatna Chandidas Mahavidyalaya



*Pratik Kumar Sinha*  
Chhatna Chandidas Mahavidyalaya  
Chhatna, Bankura

### Student Appeared & Pass out in Final Examination 2020

types	No. of Students	% of Students
PASS STUDENT (2020)	128	23.06306
EXAMINEE (appeared in final examination 2020)	175	31.53153
Enrolled in 6th Semester (2020)	220	39.63964
Enrolled in Semester 1 (2017) time of admission	444	100

### GRADE OF STUDENT (UNIVERSITY EXAMINATION 2020)

Grade	No. of Students	% of Students
A+	2	1.5625
A	33	25.78125
B+	54	42.1875
B	27	21.09375
C	11	8.59375
P	1	0.78125
	128	100

Sources: Excel sheet provided by the University (April 2024)

#### Analysis:

There is a wide gap between who appeared in final examination and the number of student enrolled in Semester I. Therefore dropout rate is gradually increasing with increasing semesters

The pass out percentage is more than 70% (ration of appeared in 6<sup>th</sup> Semester and pass out in final examination).

P. Kumbhakar

IQAC Coordinator  
Chhatra Chhandidas Manavidyalaya



Malavika Sinha

Dr. Malavika Sinha  
Principal  
Chhatra Chhandidas Manavidyalaya  
Chhatra, Bankura

# REPORT ON RESULT (Final Examination)

2020-2021

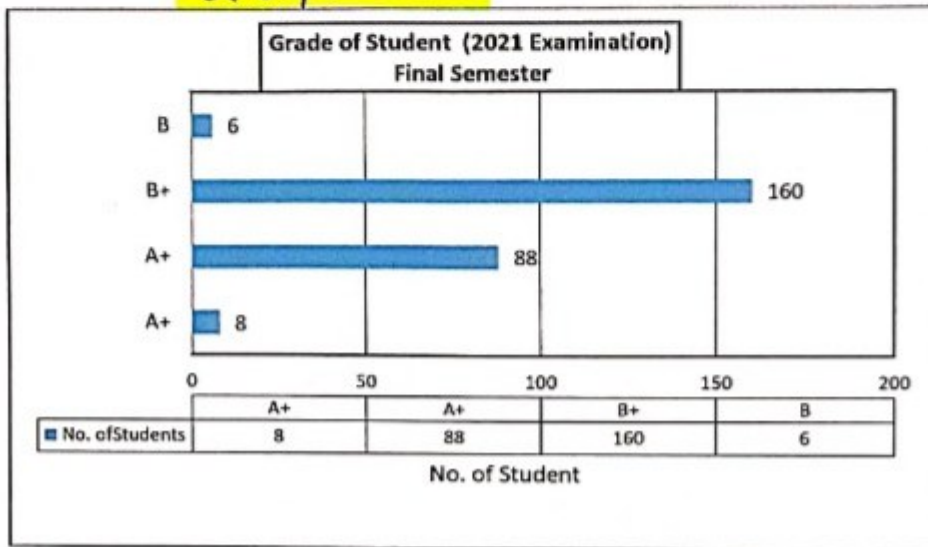


Figure No.1

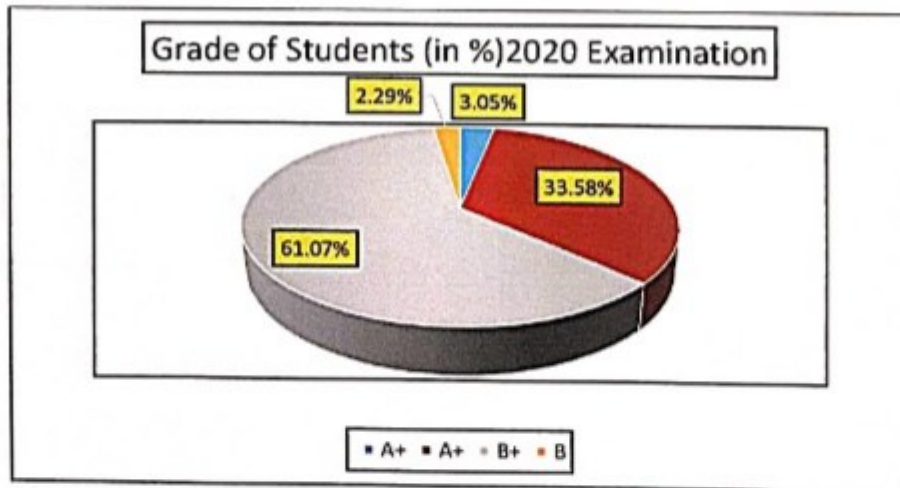


Figure No. 2

*P. Kumbhakar*

**IQAC Co-ordinator  
Chhatna Chandidas Mahavidyalaya**



*Malavika Sinha*

**Dr. Malavika Sinha  
Principal  
Chhatna Chandidas Mahavidyalaya  
Chhatna, Bankura**

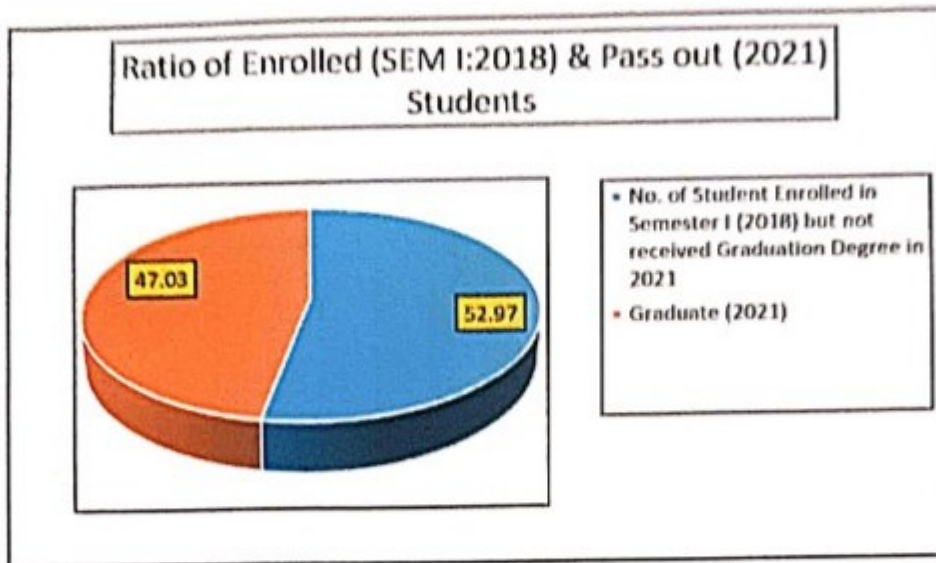


Figure No.3

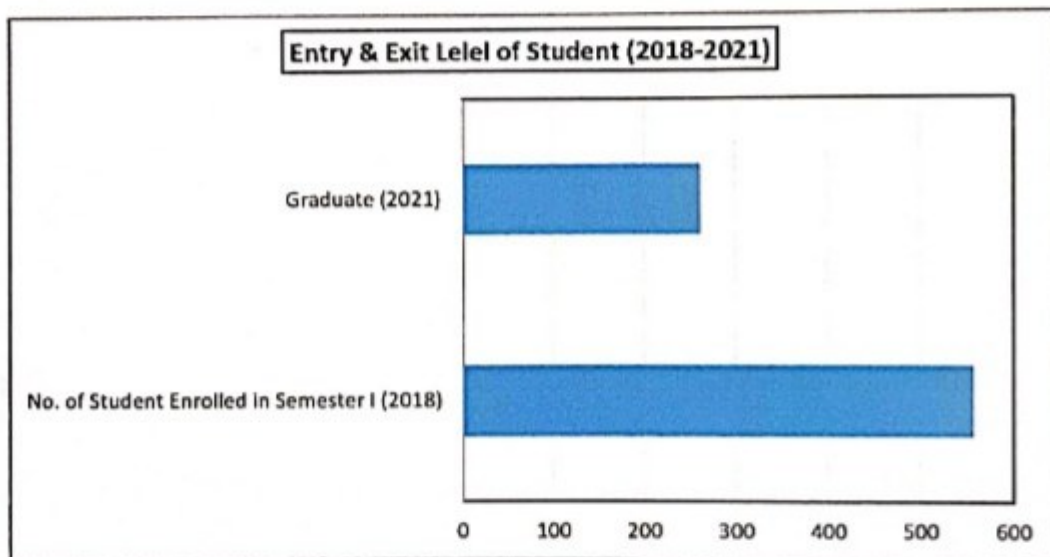


Figure No.4

**Total No. of Student Pass out 262 and Appeared in Examination 262**

*P. Kumbhakar*  
**IQAC Co-ordinator**  
**Chhatra Chandidas Mahavidyalaya**



*Malavika Sinha*  
**Dr. Malavika Sinha**  
*Principal*  
**Chhatra Chandidas Mahavidyalaya**  
**Chhatna, Bankura**

### Student Appeared & Pass out in Final Examination 2020

	No. of Students	in % of student
No. of Student Enrolled in Semester I (2018)	557	52.97 (not reached up to end semester)
Graduate (2021)	262	47.03

### GRADE OF STUDENT (UNIVERSITY EXAMINATION 2021)

GRADE	No. of Students	% of Students
A+	8	3.053435
A	88	33.58779
B+	160	61.0687
B	6	2.290076
TOTAL	262	100

NO. OF STUDENT IN 6<sup>TH</sup> SEMESTER (2018) AS A FREASH CANDIDATE AND REPEAT EXAMINATION  
TOTAL 262 ALL PASS OUT.

#### Analysis:

There is a wide gap between who appeared in final examination and the number of student enrolled in Semester I. Therefore dropout rate is gradually increasing with increasing semesters

The pass out percentage is 100 % (ration of appeared in 6<sup>th</sup> Semester and pass out in final examination).

*P. Kumbhakar*

IQAC Co-ordinator  
Chhatra Chandidas Mahavidyalaya



*Malavika Sinha*

Dr. Malavika Sinha  
Principal  
Chhatra Chandidas Mahavidyalaya  
Chhatra, Bankura



# REPORT RESULT ON

2021 - 2022




Figure No.1

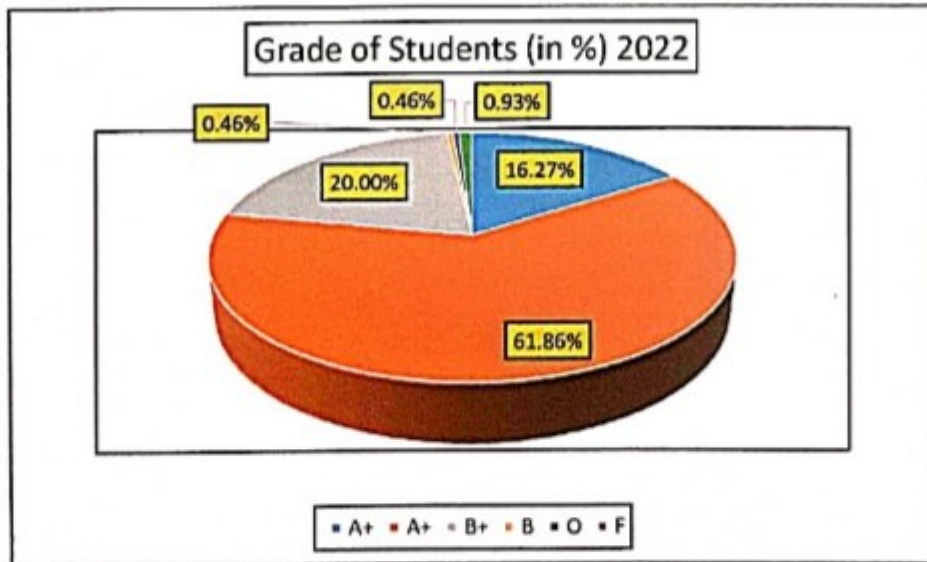


Figure No.2

*P. Kumbhakar*

**IQAC Co-ordinator  
Chhatna Chandidas Mahavidyalaya**



*Malavika Sinha*

**Dr. Malavika Sinha  
Principal  
Chhatna Chandidas Mahavidyalaya  
Chhatna, Bankura**

**GRADE OF STUDENT (UNIVERSITY EXAMINATION 2022)**

GRADE	No. of Students	% OF Students
A+	35	16.27%
A	133	61.86%
B+	43	20.00%
B	1	0.46%
O	1	0.46%
F	2	0.93%
	215	

**Kkk**

	No. of Students
No. of Student Enrolled in Semester I (2018)	550
6th Semester Enrolment (2022)	215
Graduate (2022)	254
Examination Appeared Student No. 254, 215 from running years and 39 are from SNC	

*P. Kumbhakar*

**IQAC Co-ordinator**  
**Chhatna Chandias Mahavidyalaya**



*Malavika Sinha*

**Dr. Malavika Sinha**  
**Principal**  
**Chhatna Chandias Mahavidyalaya**  
**Chhatna, Bankura**

# REPORT ON RESULT

2022-2023

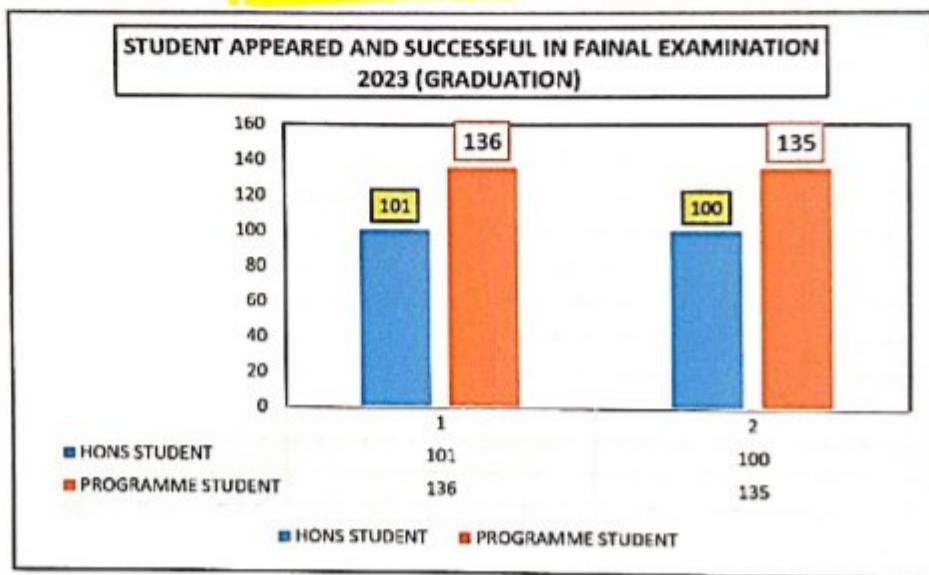


Figure No.1

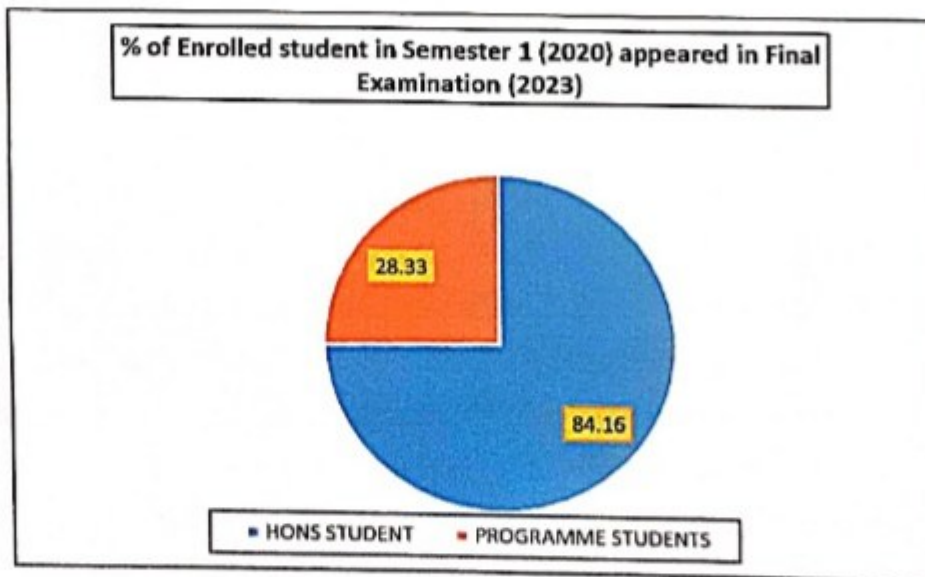


Figure No.2

*P. Kumbhakar*  
**IQAC Co-ordinator**  
**Chhatra Chandras Mahavidyalaya**



*Malavika Sinha*  
**Dr. Malavika Sinha**  
 Professor  
**Chhatra Chandras Mahavidyalaya**  
**Chhatra, Bankura**

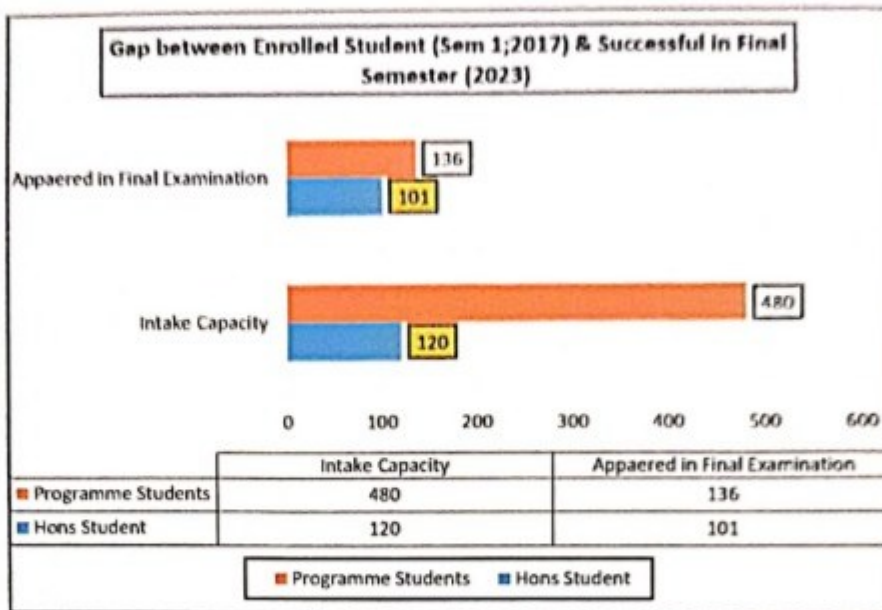


Figure No.3

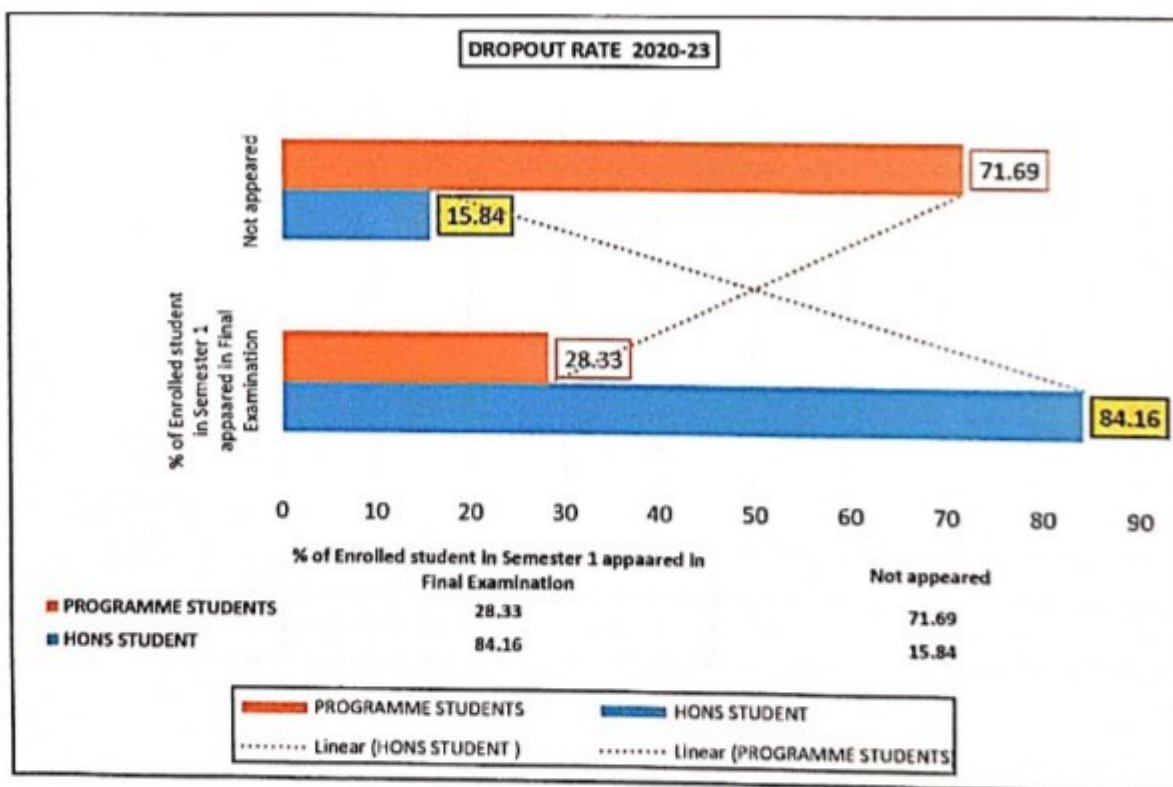


Figure No.4

*P. Kundhakar*

**IQAC Co-ordinator**  
**Chhatra Chandras Mahavidyalaya**



*Malavika Sinha*

**Dr. Malavika Sinha**  
 Principal  
**Chhatra Chandras Mahavidyalaya**  
 Chhatra, Bankura

**Student Pass out 2023 (Final Examination)**

RESULT	APPAERED IN FINAL EXAMINATION	PASS OUT
HONS STUDENT	101	100
PROGRAMME STUDENT	136	135
2023	237	235 (99.15%)
	% of Enrolled student in Semester 1 appeared in Final Examination	Not appeared
HONS STUDENT	84.16 %	15.84%
PROGRAMME STUDENTS	28.33%	71.69%

**Intake Capacity (2020) and Appeared in Final Examination (2023)**

	Hons Student	Programme Students
Intake Capacity (1 <sup>st</sup> Sem)2020	120	480
Appeared in Final Examination2023	101	136

**Analysis:**

There is a wide gap between who appeared in final examination and the number of student enrolled in Semester I. Therefore dropout rate is gradually increasing with increasing semesters

The pass out percentage is more than 99 % (ration of appeared in 6<sup>th</sup> Semester and pass out in final examination).

*P. Kumbhar*

**IQAC Co-ordinator**  
Chhatra Chandidas Mahavidyalaya



*Malavika Sinha*

**Dr. Malavika Sinha**  
Principal  
Chhatra Chandidas Mahavidyalaya  
Chhatra, Bankura